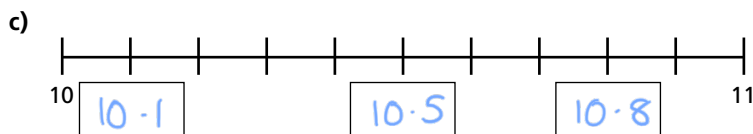
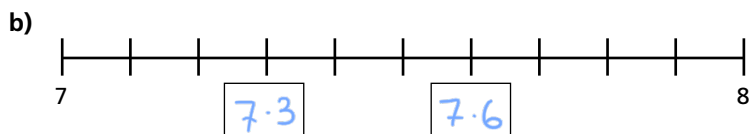
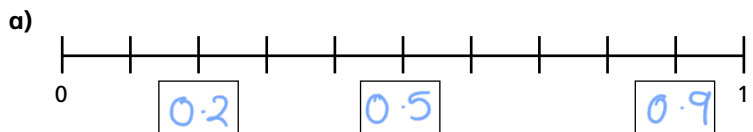
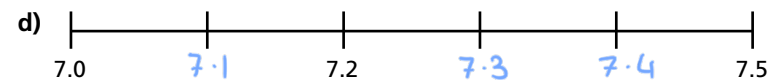
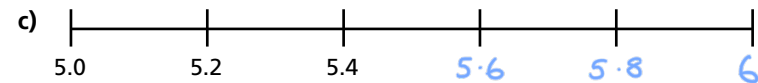

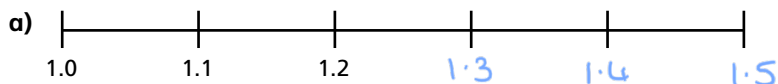


Tenths on a number line

1 Fill in the decimal numbers on each number line.

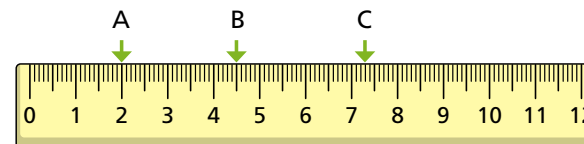


2 Complete the number lines.



3 Here is a ruler with centimetres as whole numbers and millimetres as tenths.

Complete the sentences about points A, B and C.



Point A is 2 cm along the ruler.

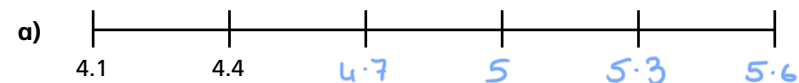
Point B is 4 cm and 5 mm along the ruler.

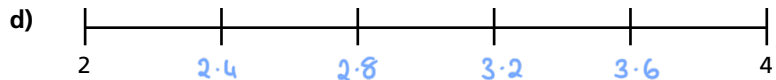
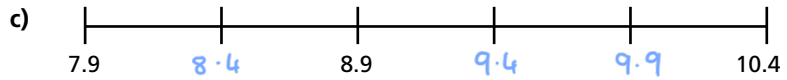
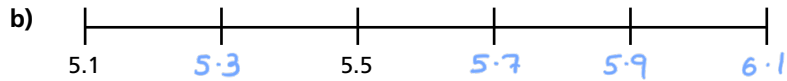
As a decimal it is 4.5 cm.

Point C is 7 cm and 3 mm along the ruler.

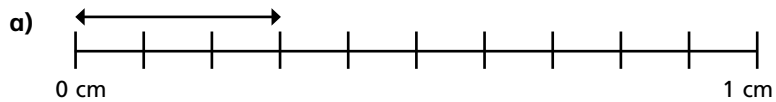
As a decimal it is 7.3 cm.

4 Complete the number lines.

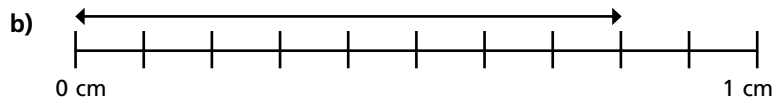




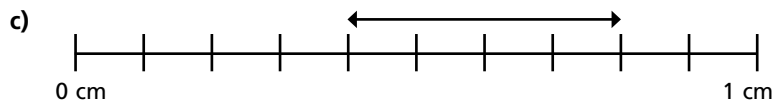
5 How long is each line?



The line is cm long.



The line is cm long.

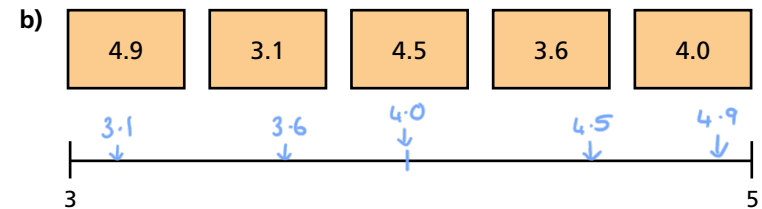
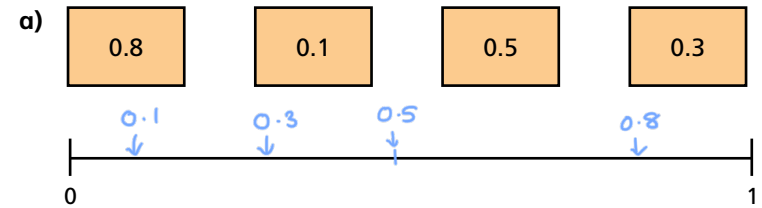


The line is cm long.

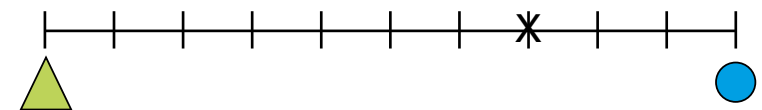
How would your answers have been different if given in millimetres?



6 Draw arrows to estimate the position of the numbers on the number line.



7 The triangle, circle and cross have the same value on both lines. Work out the values.



= =

Create your own problem like this for a friend.

