

Y5 – Autumn – Block 5 – Step 1 – Measure perimeter Answers

Question	Answer									
1	a) 1.6 cm b) 2.5 cm c) 3.1 cm d) 0.7 cm									
2	12.5 cm									
3	No. Dexter has not started measuring from 0 cm.									
4	accept 0.5 cm either side a) 13.4 cm on worksheet / 20 cm in booklet b) 16.2 cm on worksheet / 24 cm in booklet For part a), it is only necessary to measure two sides and then multiply the sum by 2, although children can measure all four sides. For part b), it is also only necessary to measure the longer two sides and multiply the sum by 2, but this is a harder concept for an L shape.									
5	accept 0.5 cm either side a) 13.2 cm on worksheet / 19.8 cm in booklet b) 10.9 cm on worksheet / 16 cm in booklet									
6	multiple possible answers The sides drawn by children need to sum to 2.9 cm on worksheet / 4.3 cm in booklet.									
7	multiple possible answers child's drawing of quadrilateral and pentagon, each with sides totalling 10 cm									
8	<table border="1"> <thead> <tr> <th></th> <th>Regular</th> <th>Irregular</th> </tr> </thead> <tbody> <tr> <td>Perimeter less than 10 cm</td> <td>E</td> <td>B, C</td> </tr> <tr> <td>Perimeter greater than 10 cm</td> <td>A</td> <td>D</td> </tr> </tbody> </table>		Regular	Irregular	Perimeter less than 10 cm	E	B, C	Perimeter greater than 10 cm	A	D
	Regular	Irregular								
Perimeter less than 10 cm	E	B, C								
Perimeter greater than 10 cm	A	D								

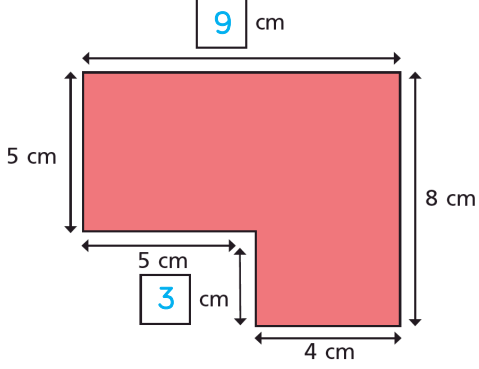
Y4 – Autumn – Block 3 – Step 2 – Perimeter on a grid Answers

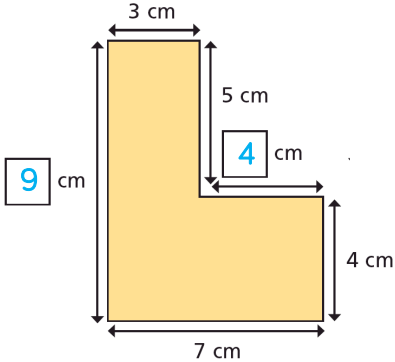
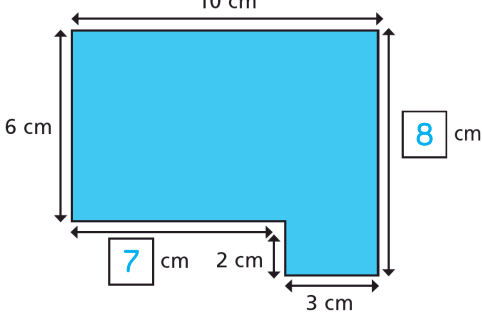

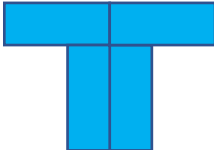

Question	Answer
1	a) 12 cm b) 22 cm c) 22 cm
2	Shape A has the greater perimeter.
3	possible answers: 1 cm × 6 cm rectangle 2 cm × 5 cm rectangle 3 cm × 4 cm rectangle
4	26 cm
5	multiple possible answers student's drawings of two shapes with perimeter of 20 grid squares
6	18 cm
7	Assuming that the sides are all a whole number of centimetres, the perimeter could be 24 cm, 26 cm or 28 cm.

Y4 - Autumn - Block 3 - Step 3 - Perimeter of a rectangle Answers

Question	Answer
1	a) $7\text{ cm} + 5\text{ cm} + 7\text{ cm} + 5\text{ cm} = 24\text{ cm}$ b) $8\text{ cm} + 2\text{ cm} + 8\text{ cm} + 2\text{ cm} = 20\text{ cm}$ c) $9\text{ cm} + 1\text{ cm} + 9\text{ cm} + 1\text{ cm} = 20\text{ cm}$
2	a) 22 cm b) 30 cm c) 26 cm d) 5 km or 5,000 m
3	a) $5\text{ cm} + 4\text{ cm} = 9\text{ cm}$ $9\text{ cm} \times 2 = 18\text{ cm}$ b) $10\text{ cm} + 5\text{ cm} = 15\text{ cm}$ $15\text{ cm} \times 2 = 30\text{ cm}$
4	64 cm
5	a) 2 cm b) 3 cm c) 7 cm The two sides add up to 12 cm. multiple possible answers possible answers with whole number sides: $8\text{ cm} \times 4\text{ cm}$ and $6\text{ cm} \times 6\text{ cm}$

Y4 - Autumn - Block 3 - Step 4 - Perimeter of rectilinear shapes Answers

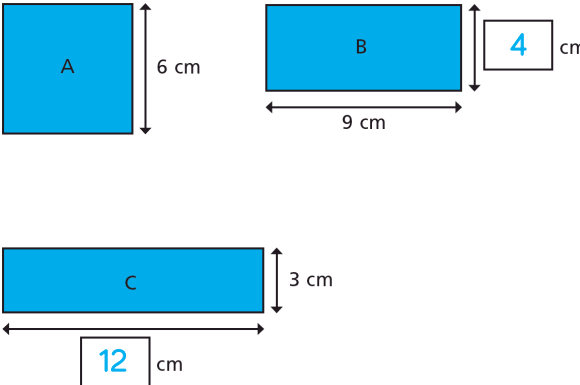
Question	Answer
1	a) 22 cm b) 26 cm
2	36 cm
3	a)  <p>The diagram shows a red L-shaped polygon. The top horizontal side is labeled 9 cm. The left vertical side is labeled 5 cm. The right vertical side is labeled 8 cm. The bottom horizontal side is labeled 4 cm. The inner vertical side is labeled 3 cm. The inner horizontal side is labeled 5 cm.</p>
4	a) 36 cm b) 34 cm
5	a) No. 26 cm b) 22 cm 26 cm
6	No. The two horizontal unknown sides together are 12 cm. The two vertical unknown sides together are 10 cm. So the perimeter is 44 cm.
7	a) 16 m b) 24 m

Question	Answer
1	a) 14 cm b) 16 cm c) 16 cm d) 22 cm
2	a) 22 cm b) 24 cm
3	a) 28 cm b) 34 cm
4	<p>a)</p>  <p>b)</p>  <p>The two shorter lengths make the longer length in each direction.</p>
5	a) 38 cm b) 33.4 cm
6	No, Mo is incorrect. He can work out the other lengths from the information given. The perimeter is 58 cm.
7	a) B b) multiple possible answers, e.g: <div style="display: flex; justify-content: space-around; align-items: flex-start; margin-top: 10px;"> <div style="text-align: center;">  <p>88 cm</p> </div> <div style="text-align: center;">  <p>68 cm</p> </div> </div> <div style="margin-top: 10px;">  <p>88 cm</p> </div>

Y4 – Spring – Block 2 – Step 2 – Counting squares Answers

Question	Answer
1	shape A: The area is 9 squares. shape B: The area is 10 squares. shape C: The area is 11 squares. C
2	The area is 14 squares.
3	a) 4 squares b) 6 squares c) 10 squares
4	Jack They both have an area of 9 squares.
5	a) The rectangle has 3 rows and 4 columns. b) 12 squares c) Either count the squares or work out 3×4
6	A = 7 squares B = 10 squares C = 24 squares
7	false Eva's shape is made using larger squares, so has a larger area.
8	7 squares 4.5 squares

Y5 – Autumn – Block 5 – Step 3 – Area of rectangles Answers

Question	Answer
1	a) 1 cm^2 b) 5 cm^2 c) 10 cm^2
2	There are 2 rows. Each row has 4 squares. There are 8 squares altogether. $2 \times 4 = 8$
3	a) $3 \times 7 = 21$ area = 21 cm^2 b) $5 \times 2 = 10$ area = 10 cm^2 c) $3 \times 5 = 15$ area = 15 cm^2 d) $7 \times 1 = 7$ area = 7 cm^2
4	A = 4 cm^2 B = 6 cm^2 C = 8 cm^2 D = 10 cm^2
5	a) 48 mm^2 b) 210 m^2
6	four possible answers with whole-number sides, e.g.: $1 \text{ cm} \times 24 \text{ cm}$ $2 \text{ cm} \times 12 \text{ cm}$ $3 \text{ cm} \times 8 \text{ cm}$ $4 \text{ cm} \times 6 \text{ cm}$ multiple possible answers if the sides are not whole numbers
7	 <p>Diagram showing three rectangles labeled A, B, and C. Rectangle A is a square with a height of 6 cm. Rectangle B has a width of 9 cm and a height of 4 cm. Rectangle C has a width of 12 cm and a height of 3 cm.</p>
8	length = 12 cm , width = 8 cm

Y5 – Autumn – Block 5 – Step 4 – Area of compound shapes Answers

Question	Answer
1	a) 12 cm^2 b) 18 cm^2 c) 12 cm^2
2	a) 12 cm^2 b) 10 cm^2 c) 22 cm^2 The area of the compound shape is the sum of the two rectangles.
3	a) 72 cm^2 b) 43 cm^2
4	a) 41 cm^2 b) the same shape partitioned into different rectangles c) Alex has subtracted the cut-out rectangle from the whole of the large rectangle.
5	a) 184 cm^2 b) 204 mm^2
6	46 cm

Y5 – Autumn – Block 5 – Step 5 – Area of irregular shapes Answers

Question	Answer
1	a) 8 cm^2 b) 6 cm^2
2	accept 2 cm^2 either side a) 20 cm^2 b) 16 cm^2 Subtract 4 cm^2 from the area in part a).
3	a) child's drawing round their closed hand The area is likely to be in the range 100 cm^2 to 130 cm^2 b) child's drawing round their open hand The area is likely to be in the range 100 cm^2 to 130 cm^2 c) The area should be the same in parts a) and b).
4	shape B by approximately 3 km^2 (accept 2 km^2 either side)
5	$4,800 \text{ m}^2$ (accept 500 m^2 either side)