

Mixed Age Planning Guidance

Due to the disruption to the academic year 2019/20, we have adapted our single age schemes for academic year 2020/21. The adaptations include extra recap steps from the previous year and slight tweaks to the long term overview. We have also introduced lesson by lesson overviews for each single age group which are supported by videos for each lesson. There are also premium worksheets and front of class PowerPoints for each small step which provides teachers with even more support.

Due to these changes, we want to suggest how our mixed age plans can be tweaked so teachers can use as many of the resources as possible. Here we explain the best fit approach for each year group mix.

We have also now released lesson by lesson overviews for each mixed age group which follow the suggestions below.

Year 1/2

Year 1/2 has the most distinct learning in each year group.

Year 1

	Week 1	Week 2	Week 3	Week 4	Week 5	Week 6	Week 7	Week 8	Week 9	Week 10	Week 11	Week 12
Autumn	Number: Place Value (within 10)				Number: Addition and Subtraction (within 10)					Geometry: Shape	Number: Place Value (within 20)	

Year 2

	Week 1	Week 2	Week 3	Week 4	Week 5	Week 6	Week 7	Week 8	Week 9	Week 10	Week 11	Week 12
Autumn	Number: Place Value			Number: Addition and Subtraction					Measurement: Money	Number: Multiplication and Division		Consolidation

Due to the missed learning, we would now suggest the best plan is to follow the single age plan for each year group. This is due to the importance of spending time with Year 1 within 10 to fully deepen their understanding at an early stage.

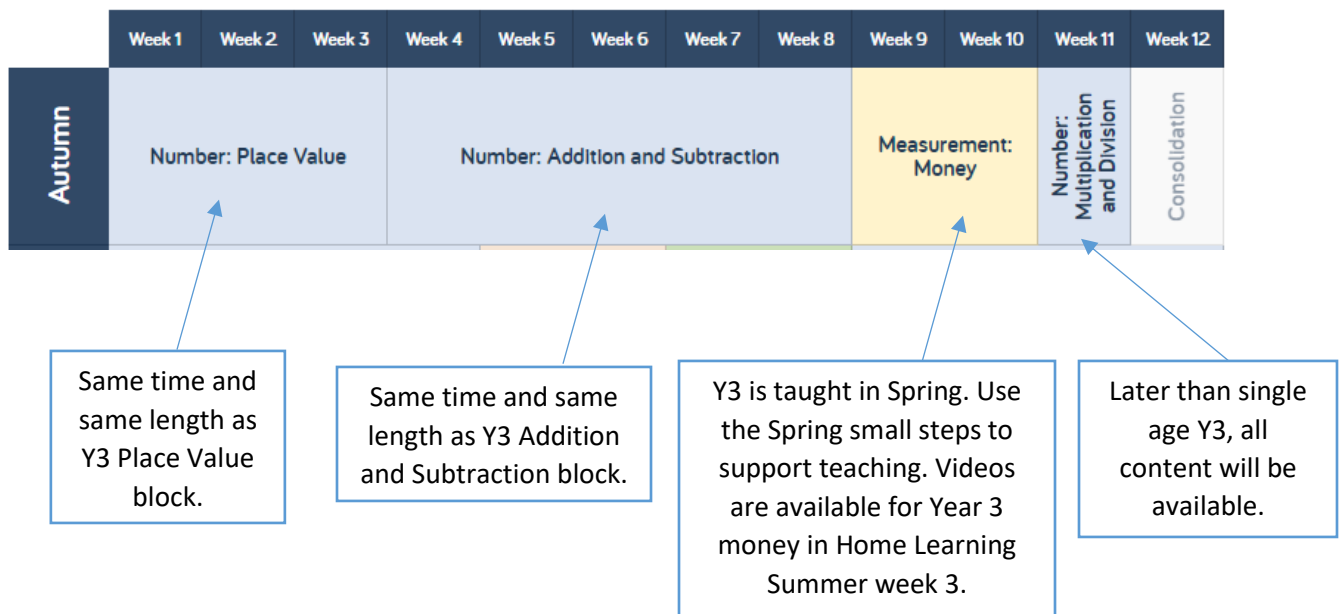
This will enable teachers to use all the single age resources at the right time, including videos which may support them with split teaching. Shorter inputs would work well alongside continuous provision, taking into consideration the missed learning from the Reception year.

Year 2/3

In Year 2/3 we would suggest to follow the order of the Year 2 single age scheme for academic year 2020/21. Teach both classes the same topic at the same time, using the Year 2 and Year 3 schemes to ensure children are covering their year group's objectives.

Year 2 and 3 cover place value and addition and subtraction at the same time and for the same length of time so the schemes match well together.

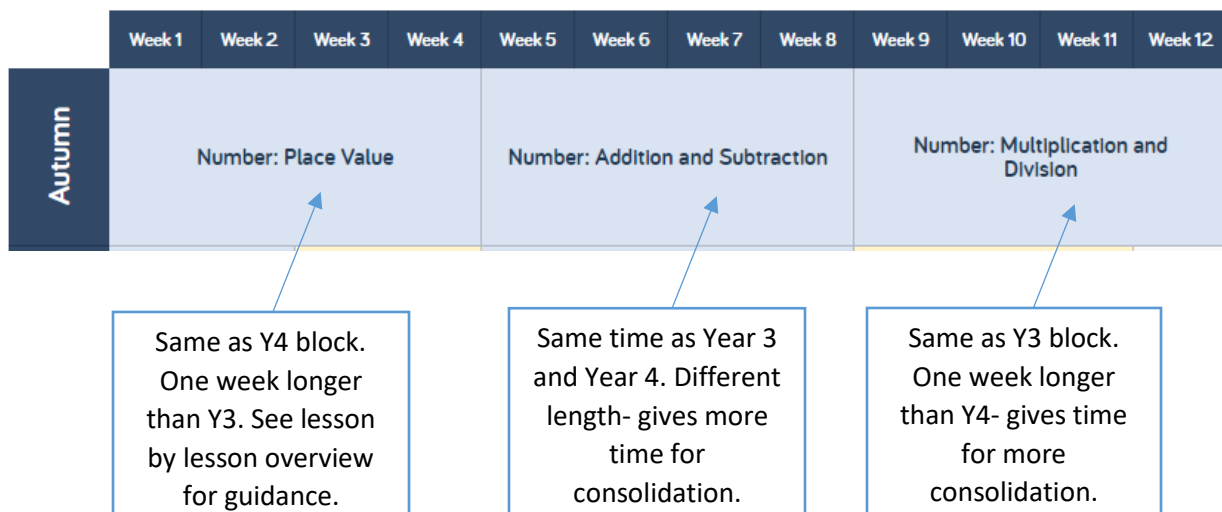
Year 2 single age overview



Year 3/4

In Year 3/4, we would suggest to follow the Year 3/4 mixed age plan.

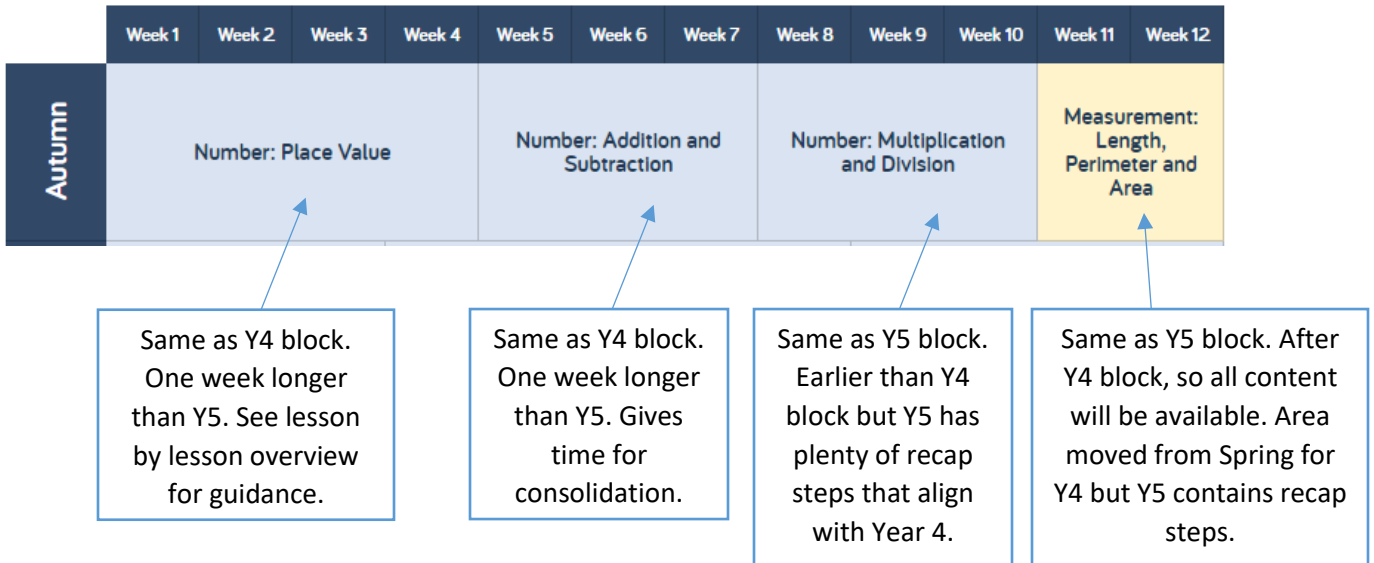
Year 3/4 mixed age plan



Year 4/5

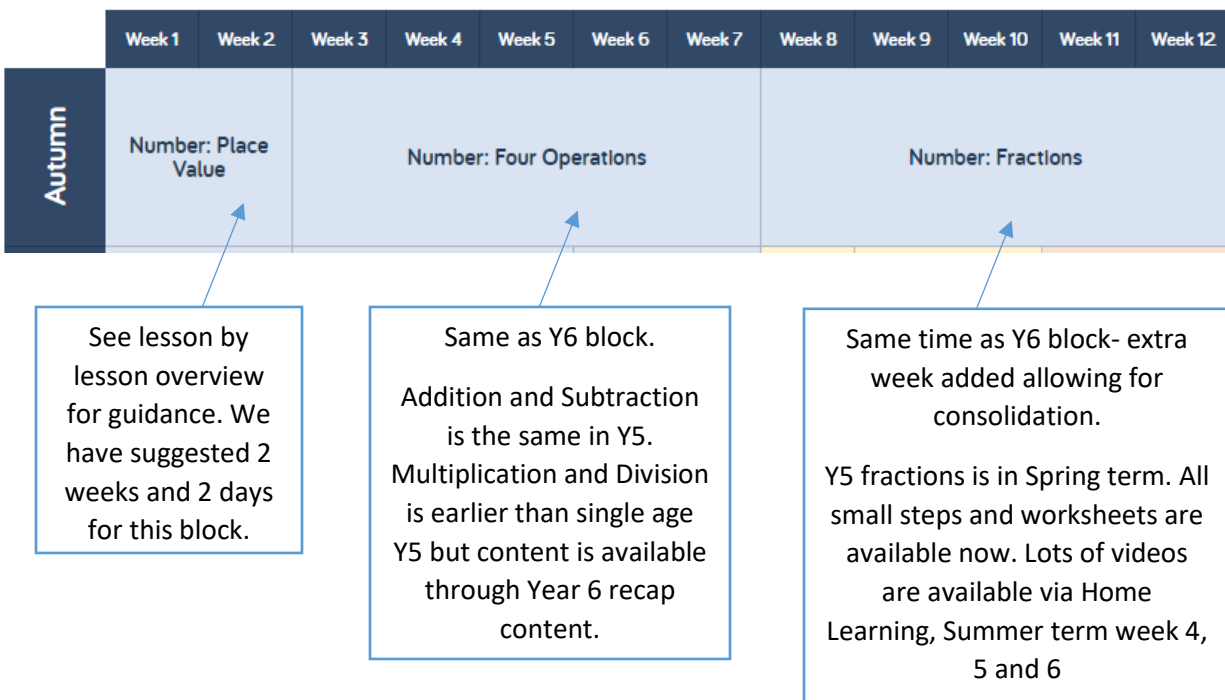
In Year 4/5, we would suggest to follow the Year 4/5 plan.

Year 4/5 mixed age plan



Year 5/6

In Year 5/6, we would suggest to follow the Year 5/6 plan. This stays closely in line with Year 6 due to SATS at the end of the year.



FAQS

Which year groups do you offer mixed age guidance for?

We offer mixed age guidance for Y1/2, Y2/3, Y3/4, Y4/5 and Y5/6

If you have any other mix of classes (e.g. Y3/4/5), we suggest that you use a couple of the plans alongside each other and aim for a best fit. We also have our mixed age progression document that shows the links across all year groups.

Is there/will there be advice or a SOL for mixed reception /year 1?

We do not have a scheme of learning for Reception/Year 1. We are hoping to release some suggestions for reception/year 1 later in the year.

On your premium resources, is there a mixed age group membership price where I can buy access to 2 year groups?

We offer individual packages for one year group (£19.99) or school packages for all year groups from 1-6 (£99). We would suggest that mixed age schools look at buying the school package as this will be more cost effective.

As the mixed age order of teaching is sometimes different from the order for single year groups, can you guarantee that videos and premium worksheets will be available in time for mixed age classes schedule?

All the premium worksheets are available for the year.

We have ordered our mixed age schemes to try to match as closely as possible with the single age schemes so that videos and front of class powerpoints are available in time for the mixed age classes. Videos from our home learning will help with this as we have covered a lot of content this year. These links will be made clear in our overviews for each term.

Will there be mixed age workbooks?

The workbooks will be aligned with the single age schemes. The mixed age schemes may be in a slightly different order but will cover all the same content. You could therefore use the workbooks but may have to complete the pages in a different order.

Will you be offering mixed age videos and front of class power point slides?

We will not be making any specific mixed age videos or front of class power point slides. If you follow our mixed age schemes as suggested, we have aimed to match them as closely as possible to single age. This means that the videos for single age will be available to use.

The free videos and premium power point slides have different questions than the premium worksheets.

Will Flashback 4 be in the correct order for mixed age?

Flashback 4 is in the order of our single age schemes.

Do the small steps link to the Ready to Progress statements?

On our single age schemes, all the links to the ready to progress criteria are shown. Use the single age schemes to find these links.