

Year 2

Statistics

Name _____

1 Rosie draws a tally chart for the hair colour of the children in her class.

Hair colour	Tally	Number
Brown		13
Blonde		11
Black		6
Ginger		2

How many children have brown hair?

13 children

1 mark

Complete the tally for children with blonde hair.

1 mark

How many children are in Rosie's class?

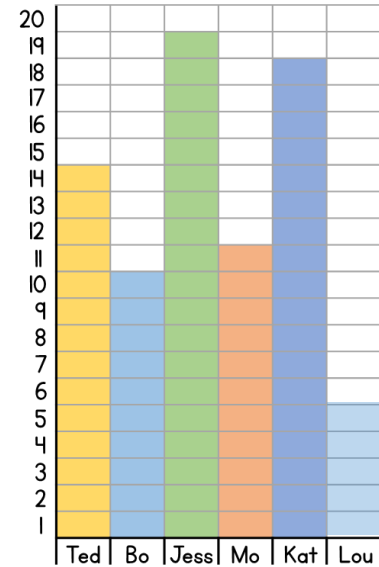
32 children

1 mark

2

The children in class 2 have a competition. They count how many balls go through a hoop in 1 minute.

The diagram shows the results.



Who gets the most balls through the hoop?

Jess

1 mark

How many more balls does Kat get through the hoop than Mo?

7





1 mark

Lou gets 5 balls through the hoop.

Show this information on the block diagram.

1 mark

3 The pictogram shows how much money 4 children have in their money box.

Child	Money
Teddy	
Jack	
Eva	
Dora	

Each  represents £5

How much money does Jack have?

£ 20

How much more money does Dora have than Eva?

£ 25

If Teddy spends £5, how much money does he have left?






£ 20

1 mark

1 mark

1 mark

4 The pictogram shows how many eggs some chickens lay each day.

Day	Number of eggs
Monday	
Tuesday	
Wednesday	
Thursday	
Friday	

Each  represents 2 eggs.

How many eggs were laid on Wednesday?

3 eggs

On Thursday, the chickens lay 4 eggs.

On Friday, the chickens lay one more egg than they do on Thursday.

Complete the pictogram.

1 mark

2 marks

Circle how confident you feel with statistics.

1 2 3 4 5
Not Very
confident confident